



# A2 Level Physics

Chapter 8 – Further Mechanics

8.1.1 Kinematics of Circular Motion

Notes

## The Radian (rads)

You should be familiar with using degrees to measure angles, with a complete circle equal to  $360^\circ$ .

An alternative option to using degrees is to use radians. All angle measurements in circular motion use radians, so make sure you're familiar with them before diving into this topic.

### Angular Displacement

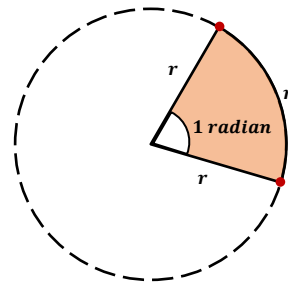
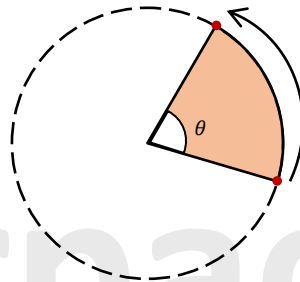
Angular displacement is the angle ( $\theta$ ) through which an object turns when it is moving in a circle. (Linear displacement is the equivalent quantity - when an object moves in a straight line).

Although  $\theta$  can be expressed in degrees, we will use Radians (rads).

One RADIAN is the angle formed at the centre of a circle by an arc of length equal to the radius of the circle.

$$\text{angle in radians} = \frac{\text{length of arc}}{\text{radius}}$$

$$\theta = \frac{s}{r}$$



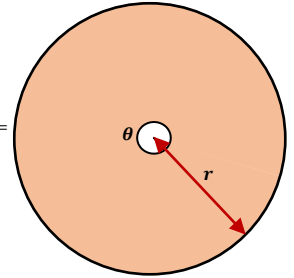
## The Radian (rads)

For a complete circle ( $360^\circ$ ), the arc-length is just the circumference of the circle ( $2\pi r$ ). When you divide  $2\pi r$  by the radius ( $r$ ) gives  $2\pi$ . E.g.

$$\theta = \frac{s}{r} = \frac{2\pi r}{r} = 2\pi$$

So there are  $2\pi$  radians in a complete circle ( $360^\circ$ ).

$$\text{arc-length} = \frac{\theta}{2\pi} \times 2\pi r$$

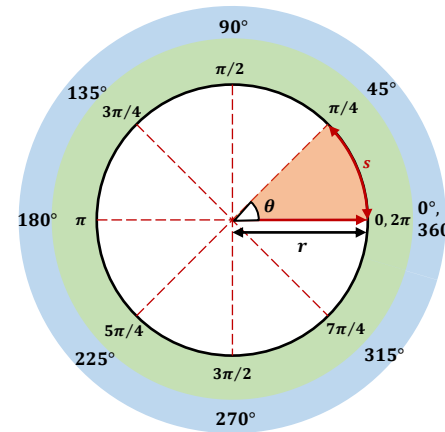


Therefore 1 radian is equal to about  $57^\circ$ .

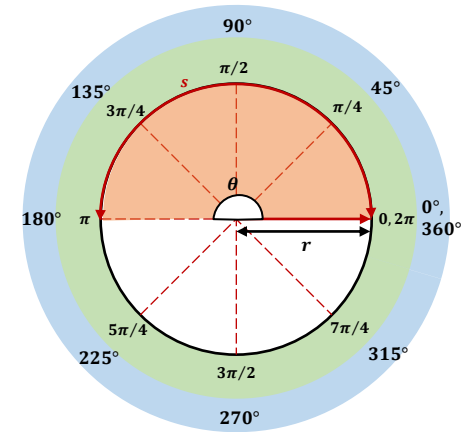
### Conversation

To convert degrees to radians: multiply by  $\frac{\pi}{180^\circ}$ .

To convert radians to degrees: multiply by  $\frac{180^\circ}{\pi}$ .



$$\theta = \frac{\pi}{4} = 45^\circ$$



$$\theta = \pi = 180^\circ$$



## Angular Velocity

The angular velocity is the rate at which an object rotates. Just as linear speed,  $v$ , is defined as *distance*  $\div$  *time*, the angular speed,  $\omega$ , is defined as *angle*  $\div$  *time*. The unit is  $\text{rad s}^{-1}$  (radians per second).

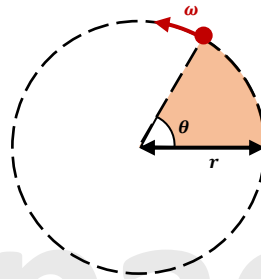
$$\omega = \frac{\theta}{t}$$

Where:

$\omega$  = angular velocity expressed as the Greek letter 'omega' ( $\omega$ ) measured in  $\text{rad s}^{-1}$ .

$\theta$  = angle that the object turns through in *rad*

$t$  = time in *s*



## Instantaneous Velocity

Instead of thinking about angular movement, consider the moving object's actual velocity through space (also known as the 'instantaneous velocity').

Consider an object moving in a circular path of radius,  $r$ , that moves an angle of  $\theta$  rad in time,  $t$ , seconds. We know that:

$$\text{linear speed} = \frac{\text{distance}}{\text{time}}$$

However, because the object is moving in a circle, the distance travelled is equal to the arc length,  $s$ , that the object travels through in its circular motion, so:

$$v = \frac{s}{t}$$

But, we already know that  $s = r\theta$  from the previous page, so we can plug that into the equation above to get:

$$v = \frac{r\theta}{t}$$



## Instantaneous Velocity

Rearrange to get:

$$\frac{v}{r} = \frac{\theta}{t}$$

But, because we just learned  $\omega = \frac{\theta}{t}$ , we can substitute it back into the equation above to get:

$$\omega = \frac{v}{r}$$

Rearranging gives us linear speed as:

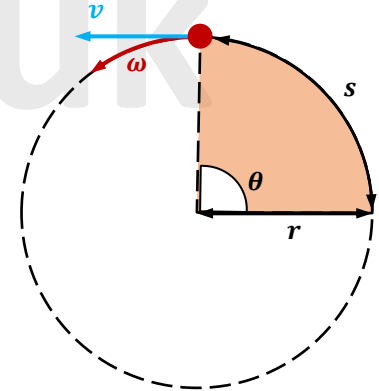
$$v = \omega r$$

Where:

$\omega$  = angular velocity measured in  $\text{rad s}^{-1}$ .

$v$  = linear speed in  $\text{ms}^{-1}$

$r$  = radius of the circle of rotation in *m*



## Frequency and Period

Circular motion has a frequency and a period.

The frequency,  $f$ , is defined as the number of complete revolutions per second ( $rev\ s^{-1}$  or *hertz, Hz*).

The period,  $T$ , is the time taken for complete revolution (in seconds).

Frequency and period are linked by the equation:

$$f = \frac{1}{T}$$

For a complete circle, an object rotates through  $2\pi$  radians in a time,  $T$ . As a result, the angular speed equation becomes:

$$\omega = \frac{2\pi}{T}$$

Now substituting  $f = \frac{1}{T}$  into the equation above, you get an equation that relates  $\omega$  and  $f$ :

$$\omega = 2\pi f$$

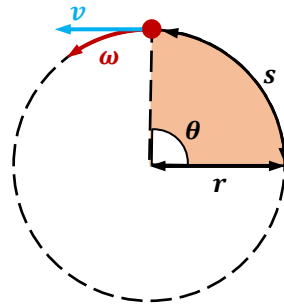
We can substitute the above into  $v = \omega r$ , to get:

$$v = 2\pi f r$$

Or

$$v = \frac{2\pi r}{T}$$

The above gets us the linear velocity.



## Points to note

- 1) The linear velocity ( $v$ ) always acts along the tangent to the circle (i.e. at  $90^\circ$  to the string).
- 2) Angular velocity acts along the circular path.
- 3) Both angular speed and linear speed is constant therefore the magnitude of the velocity remains constant, but the direction of the velocity is constantly changing.
- 4) Angular velocity and angular frequency both use the Greek letter omega ( $\omega$ ) however the formulas are different.

$$\text{Angular velocity, } \omega = \frac{\theta}{t}$$

$$\text{Angular frequency, } \omega = \frac{2\pi}{T} = 2\pi f$$



Please see '**8.1.2 Kinematics of Circular Motion worked examples**' pack for exam style questions.

For more revision notes, tutorials and worked examples please visit [www.tutorpacks.co.uk](http://www.tutorpacks.co.uk).

